



Part no.: 50132822
LS318BI/9D
Throughbeam photoelectric sensor
transmitter



Figure can vary

Contents

- Technical data
- Dimensioned drawings
- Electrical connection
- Diagrams
- Operation and display
- Suitable receivers
- Part number code
- Notes
- Accessories

Part no.: 50132822 – LS318BI/9D – Throughbeam photoelectric sensor

Technical data

| Basic data | |
|-------------------------------|---|
| Series | 318B |
| Operating principle | Throughbeam principle |
| Device type | Transmitter |
| Special design | |
| Special design | Deactivation input |
| Optical data | |
| Operating range | Guaranteed operating range |
| Operating range | 0 ... 16 m |
| Operating range limit | Typical operating range |
| Operating range limit | 0 ... 23 m |
| Light source | LED , Infrared |
| LED light wavelength | 850 nm |
| LED group | Exempt group (in acc. with EN 62471) |
| Transmitted-signal shape | Pulsed |
| Electrical data | |
| Protective circuit | Polarity reversal protection Short circuit protected |
| Performance data | |
| Supply voltage U_B | 10 ... 30 V , DC , Incl. residual ripple |
| Residual ripple | 0 ... 15 % , From U_B |
| Open-circuit current | 0 ... 15 mA |
| Inputs | |
| Number of deactivation inputs | 2 Piece(s) |
| Deactivation inputs | |
| Deactivation input 1 | |
| Active switching state | Low |
| Deactivation input 2 | |
| Active switching state | High |
| Timing | |
| Readiness delay | 300 ms |
| Connection | |
| Connection 1 | |
| Type of connection | Cable |
| Function | Signal IN Voltage supply |
| Cable length | 2,000 mm |
| Sheathing material | PUR |
| Cable color | Black |
| Number of conductors | 4 -wire |
| Wire cross section | 0.2 mm ² |
| Mechanical data | |

Part no.: 50132822 – LS318BI/9D – Throughbeam photoelectric sensor

| | |
|---------------------|---------------|
| Thread size | M18 x 1 mm |
| Dimension (Ø x L) | 18 mm x 46 mm |
| Housing material | Plastic , ABS |
| Lens cover material | Plastic |
| Net weight | 70 g |
| Housing color | Black Red |

Operation and display

| | |
|-----------------|------------|
| Type of display | LED |
| Number of LEDs | 1 Piece(s) |

Environmental data

| | |
|--------------------------------|---------------|
| Ambient temperature, operation | -40 ... 50 °C |
| Ambient temperature, storage | -40 ... 70 °C |

Certifications

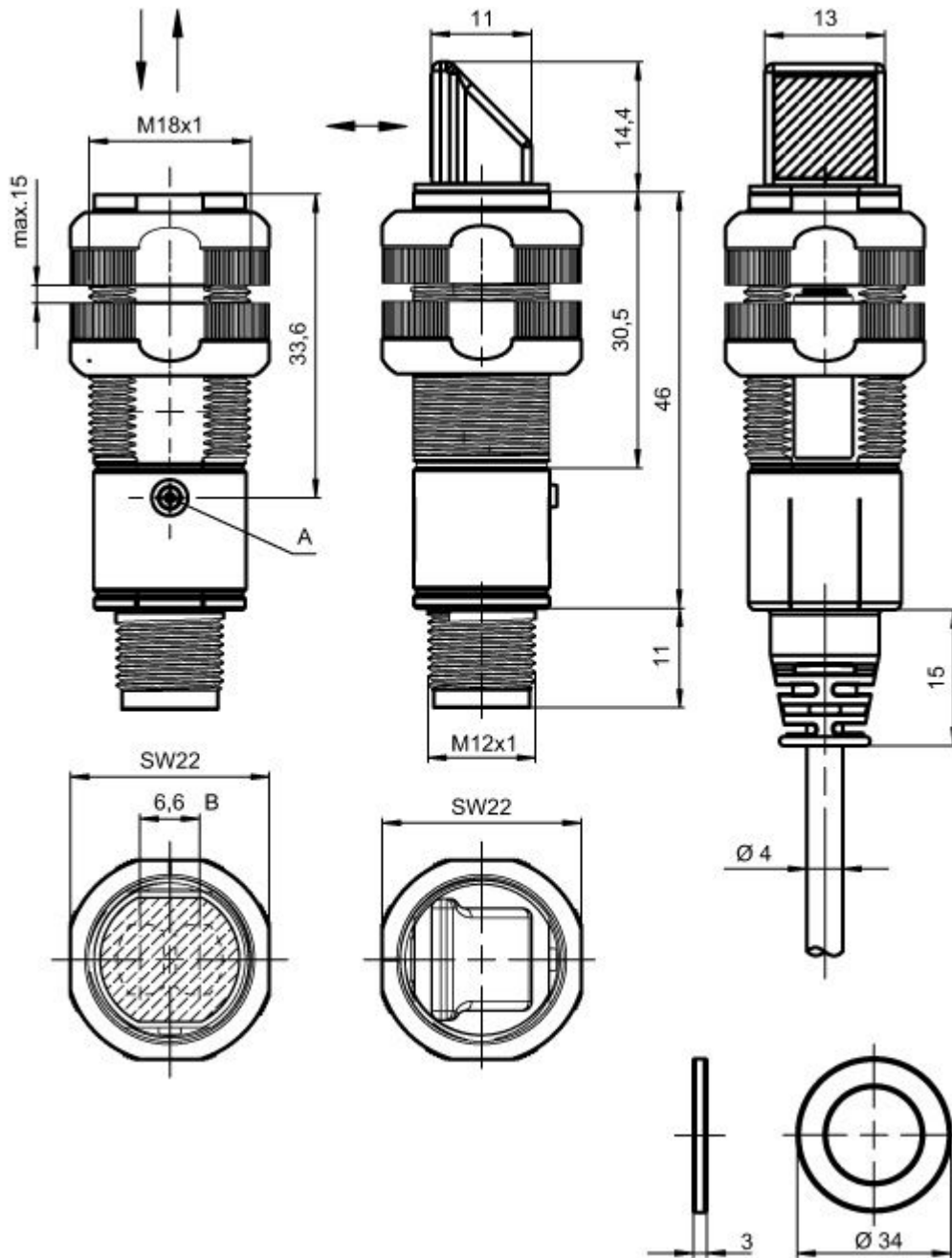
| | |
|----------------------|---------------|
| Degree of protection | IP 67 |
| Protection class | III |
| Certifications | c UL US |
| Standards applied | IEC 60947-5-2 |

Classification

| | |
|-----------------------|----------|
| Customs tariff number | 85365019 |
| eCl@ss 8.0 | 27270901 |
| eCl@ss 9.0 | 27270901 |
| ETIM 5.0 | EC002716 |
| ETIM 6.0 | EC002716 |

Dimensioned drawings

All dimensions in millimeters



B Optical axis
A Indicator diode

Electrical connection

| Connection 1 | |
|----------------------|-----------------------------|
| Type of connection | Cable |
| Function | Signal IN Voltage supply |
| Cable length | 2,000 mm |
| Sheathing material | PUR |
| Cable color | Black |
| Number of conductors | 4 -wire |

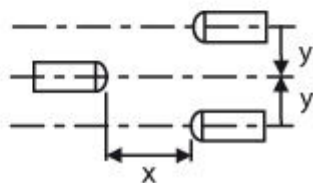
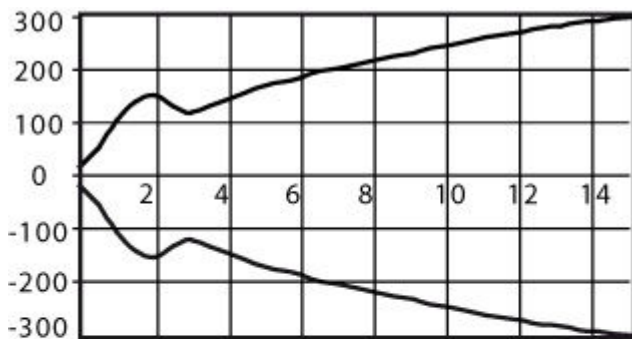
Part no.: 50132822 – LS318BI/9D – Throughbeam photoelectric sensor

| Connection 1 | |
|--------------------|---------------------|
| Wire cross section | 0.2 mm ² |

| Conductor color | Conductor assignment |
|-----------------|----------------------|
| Brown | V+ |
| White | IN 2 |
| Blue | GND |
| Black | IN 1 |

Diagrams

Typ. response behavior



x Distance [m]
y Misalignment [mm]



Operation and display

LEDs

| LED | Display | Meaning |
|-----|--------------------------|-------------------------|
| 1 | Green, continuous light | Operational readiness |
| | Yellow, continuous light | Transmitted beam active |

Part no.: 50132822 – LS318BI/9D – Throughbeam photoelectric sensor

Suitable receivers

| | Part no. | Designation | Article | Description |
|---|----------|-------------|---|--|
|  | 50116844 | LE318B/2N | Throughbeam photoelectric sensor receiver | Operating range limit: 0 ... 15 m Supply voltage: DC Digital switching outputs: 2 Piece(s) Switching output 1: Transistor, NPN, Light switching Switching output 2: Transistor, NPN, Dark switching Switching frequency: 500 Hz Connection: Cable, 2,000 mm, 4 -wire |
|  | 50116846 | LE318B/4P | Throughbeam photoelectric sensor receiver | Operating range limit: 0 ... 15 m Supply voltage: DC Digital switching outputs: 2 Piece(s) Switching output 1: Transistor, PNP, Light switching Switching output 2: Transistor, PNP, Dark switching Switching frequency: 500 Hz Connection: Cable, 2,000 mm, 4 -wire |

Part number code

Part designation: XXX318BY-AAAF.BB/CC-DDD

| | |
|---------|---|
| XXX318B | Operating principle: PRK: retro-reflective photoelectric sensor with polarization filter ET: energetic diffuse reflection sensor FT: diffuse reflection sensor with fading LE: throughbeam photoelectric sensor receiver LS: throughbeam photoelectric sensor transmitter |
| Y | Light type: n/a: red light I: infrared light |
| AAAF | Pre-set range (optional): n/a: operating range acc. to data sheet XXXX: pre-set range [mm] |
| BB | Equipment: n/a: axial optics W: 90° angular optics 3: teach-in via button X: reinforced fading |
| CC | Switching output / function (OUT1 = pin 4, OUT2 = pin 2):: 4: PNP transistor output, light switching P: PNP transistor output, dark switching 2: NPN transistor output, light switching N: NPN transistor output, dark switching 9: input for transmitter deactivation (deactivation with HIGH signal) D: input for transmitter deactivation (deactivation with LOW signal) X: pin not used |
| DDD | Electrical connection: n/a: cable, standard length 2000 mm, 4-wire M12: M12 connector, 4-pin (plug) 5000: cable, standard length 5000 mm, 4-wire |

Note

A list with all available device types can be found on the Leuze electronic website at www.leuze.com.

Notes

Observe intended use!

- This product is not a safety sensor and is not intended as personnel protection.
- The product may only be put into operation by competent persons.
- Only use the product in accordance with its intended use.

Part no.: 50132822 – LS318BI/9D – Throughbeam photoelectric sensor


For UL applications:

- For UL applications, use is only permitted in Class 2 circuits in accordance with the NEC (National Electric Code).
- These proximity switches shall be used with UL Listed Cable assemblies rated 30V, 0.5A min, in the field installation, or equivalent (categories: CYJV/CYJV7 or PVVA/PVVA7)


- Sum of the output currents for both outputs, 50 mA for ambient temperatures > 40 °C

Accessories

Mounting technology - Mounting brackets

| | Part no. | Designation | Article | Description |
|---|----------|-------------|------------------|--|
|  | 50113548 | BT D18M.5 | Mounting bracket | Diameter, inner: 18 mm Design of mounting device: Angle, L-shape Fastening, at system: Through-hole mounting Mounting bracket, at device: Screw type Type of mounting device: Rigid Material: Stainless steel |

Mounting technology - Rod mounts

| | Part no. | Designation | Article | Description |
|---|----------|--------------|-----------------|--|
|  | 50117490 | BTU D18M-D12 | Mounting system | Design of mounting device: Mounting system Fastening, at system: Through-hole mounting Mounting bracket, at device: Screw type Type of mounting device: Clampable, Adjustable, Turning, 360° Material: Metal |